


ELEMENTS OF THE FFA EMBLEM




ELEMENTS OF THE EMBLEM

Interactive Notebook Activity


Directions- Cut out each of the parts and their "tabs" and fold the grey piece back and glue onto the base emblem to create an interactive layer. On the back side of each element, explain what that component means to FFA.



PLOW



CORN



RISING SUN



OWL



EAGLE



WORDS